

2019



ASBK.COM.AU f t i y

Round 6 : Phillip Island GP Circuit : October 4 - 6

YMI AUSTRALIAN SUPERSPORT 300 CHAMPIONSHIP

Race 3 (RED FLAGGED)

Date: 06/10/19
 Event: R11_RED
 Weather: Sunny & Windy - Temp: 20.8C
 Track: Dry - Temp: 36.6C

Started at: 13:14:28
 Laps: 7
 Starters: 28
 Printed at: 13:54

PROVISIONAL CLASSIFICATION

Pos	No	Name	Machine	Laps	Race Time	Behind Leader	Behind Prev	Fastest Lap	On Lap	Top Speed
1	25	Luke JHONSTON (NSW) / Proworx / The Bike Vault Castlemaine / Motul / Benweld / Davis Bikeworx	Kawasaki EX 400	3	5:39.656			1:50.875	3	197
2	81	Senna AGIUS (NSW) / Schuberth / Held / Bikebiz / JMT Civil	Kawasaki EX 400	3	5:39.800	.144	.144	1:50.557	2	205
3	57	Seth CRUMP (QLD) / Rock Oil / KTM	KTM RC 390	3	5:39.868	.212	.068	1:50.813	3	202
4	20	Hunter FORD (NSW) / Yamaha / YRD / Held Australia / Schuberth Australia / SpeedAngle Laptimer	Yamaha R3 321	3	5:39.918	.262	.050	1:50.942	3	200
5	11	Brandon DEMMERY (NSW) / Rustic Flooring / Surefire Security / Gorilla Energy 2 Thugs Customs	Yamaha R3 321	3	5:39.950	.294	.032	1:50.390	3	197
6	333	Yannis SHAW (NSW) / WRP Bridgestone	Kawasaki EX 400	3	5:39.986	.330	.036	1:50.178	3	210
7	151	Locky TAYLOR (QLD) / Yamaha Aust. / YRD / Shark Leathers / X-lite Helmets / RideDynamics	Yamaha R3 321	3	5:40.101	.445	.115	1:50.213	3	203
8	27	Max STAUFFER (NSW) / Yamaha / YRD / Racers Edge / Watson Site Services / QEA Pty Ltd / KYT	Yamaha R3 321	3	5:40.190	.534	.089	1:50.649	3	203
9	308	John LYTRAS (QLD) / Caboolture Yamaha / Jekyll + Hyde / Sport Savvy Aust. / South Sydney Comm.	Yamaha R3 321	3	5:40.718	1.062	.528	1:50.808	3	199
10	355	Laura BROWN (NSW) / WNR / Hazeldene Chickens / Motul / Link / Obvious Signs / NG Brake Disc	Yamaha R3 321	3	5:41.467	1.811	.749	1:50.373	2	200
11	60	Ben BURKE (NSW) / Kawasaki BCperformance / Landscapesupplies.com.au	Kawasaki EX 400	3	5:41.979	2.323	.512	1:51.173	3	194
12	72	Ben BAKER (NSW) / WNR / SCK U / Tech Motostars / Jekyll + Hyde / Two Wheel Obsession	Yamaha R3 321	3	5:45.641	5.985	3.662	1:52.532	2	201
13	97	Peter NERLICH (VIC) / TCN Racing	Kawasaki EX 400	3	5:46.950	7.294	1.309	1:53.148	3	201
14	95	Matthew RINDEL (VIC) / AMX / TopHat Barber / Retroooms / The Hydroblast Shop / Aeros Trikes Aust.	Yamaha R3 321	3	5:47.032	7.376	.082	1:52.982	3	196
15	99	Jacob HATCH (NSW) / Motocity / Atomised Dust Systems	Yamaha R3 321	3	5:47.077	7.421	.045	1:52.871	2	197
16	121	Reece OUGHTRED (VIC) / Dynoverks / Chandler / Carl Cox M-sport / TT M-cycles / DeMenna Cranes	Yamaha R3 321	3	5:47.198	7.542	.121	1:53.239	2	198

Chief Timekeeper - Scott Laing

Clerk of Course - Tom Williams



www.computime.com.au

COMPUTIME RACE TIMING SYSTEMS PTY LTD



2019



ASBK.COM.AU f t i y

Round 6 : Phillip Island GP Circuit : October 4 - 6

YMI AUSTRALIAN SUPERSPORT 300 CHAMPIONSHIP

Race 3 (RED FLAGGED)

Date: 06/10/19
 Event: R11_RED
 Weather: Sunny & Windy - Temp: 20.8C
 Track: Dry - Temp: 36.6C

Started at: 13:14:28
 Laps: 7
 Starters: 28
 Printed at: 13:54

PROVISIONAL CLASSIFICATION

Pos	No	Name	Machine	Laps	Race Time	Behind Leader	Behind Prev	Fastest Lap	On Lap	Top Speed
17	47	Zylas BUNTING (NSW) / Proworx / Blayney M-cycles / Penrite / Whites Racing Prod. / Well Sprung Susp.	Kawasaki EX 400	3	5:47.587	7.931	.389	1:53.102	2	197
18	30	Stephany KAPILAWI-JAMES (QLD) / Proworx / Big Knobs Crash Sliders / Stitch Smith / HJC / Sidi / Smt2 / Spidi	Kawasaki EX 400	3	5:51.207	11.551	3.620	1:54.444	3	197
19	292	Ryan SMITH (NSW) / DK Heavy Plant Services / Elite Air & Electrical / Port Tune Performance	Yamaha R3 321	3	5:51.940	12.284	.733	1:54.923	3	191
20	92	Noel MAHON (VIC) / Proworx / Blayney M-cycles / Penrite / Ricondi / Whites Racing Products	Kawasaki EX 400	3	5:51.968	12.312	.028	1:53.838	2	195
21	33	Grace POUTCH (VIC) / SC Project Oceania / Hitachi / SD-R Performance / RAF Civil / Ricondi	Kawasaki EX 400	3	6:00.154	20.498	8.186	1:56.899	2	192
22	110	Zak PETTENDY (NSW) / bike sales.com	Yamaha R3 321	3	6:03.618	23.962	3.464	1:57.223	2	188
23	444	Ryan MOSCARDINI (QLD) / NQ Flooring / Fast Bike Tyres / Forma Boots / Suncity Yamaha / DM Welding	Yamaha R3 321	3	6:05.915	26.259	2.297	1:57.618	2	188
24	38	David WILSON (VIC)	Kawasaki EX 400	3	6:15.227	35.571	9.312	2:01.428	2	182
25	337	Greg FARRELL (NSW) / Kawasaki BCperformance / Landscapesupplies.com.au	Kawasaki EX 400	3	6:15.417	35.761	.190	2:02.040	2	185
DNF	19	Craig WHITE (NSW) / WRP Bridgestone	Kawasaki EX 400	2	4:05.975	1 Lap		1:57.900	2	192
DNF	17	Hunter DIPLOCK (NSW) / Maitland Motorcycles / Diplock Racing	Yamaha YZF-R3	2	4:19.413	1 Lap	13.438	2:04.711	2	184
DSQ	29	Patrick LI (VIC) / MotoGo / Rstaichi	Yamaha R3 321	2	4:06.018	1 Lap	-13.395	1:58.319	2	187

Fastest Lap was 1:50.178 by Yannis SHAW (NSW)

Current race lap record for SS300 class - 1:47.600 by John LYTRAS (QLD) on a Yamaha R3 321 set on 05/10/19

*** RACE RED FLAGGED AFTER 3 LAPS DUE TO FRONT STRAIGHT CRASH INVOLVING Nos. 19 (C. WHITE) & 29 (P. LI). FULL RACE RE-START FOR 4. No. 29 CANNOT START AS CAUSE OF RED FLAG. 4 LAPS WITH GRID FROM RESULTS OF THIS RACE AFTER 3 LAPS ***

The results are provisional until the end of the time limit for protests and appeals.

Chief Timekeeper - Scott Laing

Clerk of Course - Tom Williams



www.computime.com.au

COMPUTIME RACE TIMING SYSTEMS PTY LTD



2019



Round 6 : Phillip Island GP Circuit : October 4 - 6

YMI AUSTRALIAN SUPERSPORT 300 CHAMPIONSHIP

Race 3 (RED FLAGGED)

Date: 06/10/19
Event: R11_RED
Weather: Sunny & Windy - Temp: 20.8C
Track: Dry - Temp: 36.6C

Started at: 13:14:28
Laps: 7
Starters: 28
Printed at: 13:54

PROVISIONAL LAP TIMES

No	Name	Lap 1	Lap 2	Lap 3
11	Brandon DEMMERY (NSW)	1:59.130	1:50.430	<u>1:50.390</u>
17	Hunter DIPLOCK (NSW)	2:14.702	<u>2:04.711</u>	
19	Craig WHITE (NSW)	2:08.075	<u>1:57.900</u>	
20	Hunter FORD (NSW)	1:57.921	1:51.055	<u>1:50.942</u>
25	Luke JHONSTON (NSW)	1:57.825	1:50.956	<u>1:50.875</u>
27	Max STAUFFER (NSW)	1:58.247	1:51.294	<u>1:50.649</u>
29	Patrick LI (VIC)	2:07.699	<u>1:58.319</u>	
30	Stephany KAPILAWI-JAMES (QLD)	2:02.259	1:54.504	<u>1:54.444</u>
33	Grace POUTCH (VIC)	2:05.352	<u>1:56.899</u>	1:57.903
38	David WILSON (VIC)	2:11.536	<u>2:01.428</u>	2:02.263
47	Zylas BUNTING (NSW)	2:00.858	<u>1:53.102</u>	1:53.627
57	Seth CRUMP (QLD)	1:57.980	1:51.075	<u>1:50.813</u>
60	Ben BURKE (NSW)	1:59.538	1:51.268	<u>1:51.173</u>
72	Ben BAKER (NSW)	1:59.987	<u>1:52.532</u>	1:53.122
81	Senna AGIUS (NSW)	1:58.282	<u>1:50.557</u>	1:50.961
92	Noel MAHON (VIC)	2:03.321	<u>1:53.838</u>	1:54.809
95	Matthew RINDEL (VIC)	2:00.975	1:53.075	<u>1:52.982</u>
97	Peter NERLICH (VIC)	2:00.521	1:53.281	<u>1:53.148</u>
99	Jacob HATCH (NSW)	2:00.924	<u>1:52.871</u>	1:53.282
110	Zak PETTENDY (NSW)	2:08.259	<u>1:57.223</u>	1:58.136
121	Reece OUGHTRED (VIC)	2:00.496	<u>1:53.239</u>	1:53.463
151	Locky TAYLOR (QLD)	1:58.219	1:51.669	<u>1:50.213</u>
292	Ryan SMITH (NSW)	2:01.811	1:55.206	<u>1:54.923</u>
308	John LYTRAS (QLD)	1:58.278	1:51.632	<u>1:50.808</u>
333	Yannis SHAW (NSW)	1:58.816	1:50.992	<u>1:50.178</u>
337	Greg FARRELL (NSW)	2:10.967	<u>2:02.040</u>	2:02.410
355	Laura BROWN (NSW)	1:59.778	<u>1:50.373</u>	1:51.316
444	Ryan MOSCARDINI (QLD)	2:07.700	<u>1:57.618</u>	2:00.597

*** RACE RED FLAGGED AFTER 3 LAPS DUE TO FRONT STRAIGHT CRASH INVOLVING Nos. 19 (C. WHITE) & 29 (P. LI). FULL RACE RE-START FOR 4. No. 29 CANNOT START AS CAUSE OF RED FLAG. 4 LAPS WITH GRID FROM RESULTS OF THIS RACE AFTER 3 LAPS ***

The results are provisional until the end of the time limit for protests and appeals.


Chief Timekeeper - Scott Laing


Clerk of Course - Tom Williams



www.computime.com.au
COMPUTIME RACE TIMING SYSTEMS PTY LTD



2019



Round 6 : Phillip Island GP Circuit : October 4 - 6

YMI AUSTRALIAN SUPERSPORT 300 CHAMPIONSHIP

Race 3 (RED FLAGGED)

Date: 06/10/19
 Event: R11_RED
 Weather: Sunny & Windy - Temp: 20.8C
 Track: Dry - Temp: 36.6C

Started at: 13:14:28
 Laps: 7
 Starters: 28
 Printed at: 13:54

PROVISIONAL SPLIT TIMES

Lap	Split 1	Split 2	Split 3	Split 4	Lap Time	Spd	Lap	Split 1	Split 2	Split 3	Split 4	Lap Time	Spd
11 Brandon DEMMERY (NSW) (5th)							33 Grace POUTCH (VIC) (21th)						
1	33.842	32.986	21.755	<u>30.547</u>	1:59.130	156	1	36.399	<u>34.194</u>	22.913	<u>31.846</u>	2:05.352	161
2	26.170	32.063	<u>21.526</u>	30.671	1:50.430	197	2	<u>27.523</u>	34.427	<u>22.735</u>	32.214	<u>1:56.899</u>	192
3	<u>25.973</u>	<u>31.771</u>	21.898	30.748	<u>1:50.390</u>	196	3	27.793	34.533	22.963	32.614	1:57.903	192
17 Hunter DIPLOCK (NSW) (DNF)							38 David WILSON (VIC) (24th)						
1	39.133	36.472	24.985	34.112	2:14.702	158	1	38.331	35.562	<u>23.980</u>	<u>33.663</u>	2:11.536	150
2	<u>29.890</u>	<u>36.161</u>	<u>24.843</u>	<u>33.817</u>	<u>2:04.711</u>	182	2	<u>28.698</u>	35.042	23.996	33.692	<u>2:01.428</u>	182
							3	28.957	<u>34.936</u>	24.124	34.246	2:02.263	181
19 Craig WHITE (NSW) (DNF)							47 Zylas BUNTING (NSW) (17th)						
1	37.857	<u>34.638</u>	23.144	32.436	2:08.075	152	1	34.714	<u>33.332</u>	<u>21.934</u>	30.878	2:00.858	160
2	<u>27.612</u>	35.201	<u>22.937</u>	<u>32.150</u>	<u>1:57.900</u>	192	2	26.852	33.420	22.006	<u>30.824</u>	<u>1:53.102</u>	196
20 Hunter FORD (NSW) (4th)							57 Seth CRUMP (QLD) (3rd)						
1	33.231	<u>32.254</u>	21.779	<u>30.657</u>	1:57.921	157	1	33.123	<u>32.292</u>	21.662	30.903	1:57.980	157
2	<u>26.194</u>	32.346	21.816	30.699	1:51.055	198	2	26.520	32.353	21.679	<u>30.523</u>	1:51.075	196
3	26.417	32.405	<u>21.457</u>	30.663	<u>1:50.942</u>	200	3	<u>26.303</u>	32.337	<u>21.384</u>	30.789	<u>1:50.813</u>	202
25 Luke JHONSTON (NSW) (1st)							60 Ben BURKE (NSW) (11th)						
1	33.547	32.168	<u>21.498</u>	30.612	1:57.825	156	1	34.129	33.036	<u>21.650</u>	30.723	1:59.538	159
2	26.572	31.856	21.932	<u>30.596</u>	1:50.956	196	2	<u>26.278</u>	32.691	21.885	<u>30.414</u>	1:51.268	194
3	<u>26.312</u>	<u>31.639</u>	21.737	31.187	<u>1:50.875</u>	197	3	26.289	<u>32.365</u>	21.818	30.701	<u>1:51.173</u>	193
27 Max STAUFFER (NSW) (8th)							72 Ben BAKER (NSW) (12th)						
1	32.959	33.198	21.715	<u>30.375</u>	1:58.247	153	1	33.811	33.576	<u>21.928</u>	<u>30.672</u>	1:59.987	156
2	26.602	<u>32.437</u>	21.608	30.647	1:51.294	199	2	26.588	<u>32.896</u>	22.210	30.838	<u>1:52.532</u>	201
3	<u>26.393</u>	<u>32.437</u>	<u>21.238</u>	30.581	<u>1:50.649</u>	196	3	<u>26.576</u>	32.980	22.506	31.060	1:53.122	194
29 Patrick LI (VIC) (DSQ)							81 Senna AGIUS (NSW) (2nd)						
1	36.566	34.696	23.534	32.903	2:07.699	158	1	33.677	32.700	21.438	30.467	1:58.282	157
2	<u>28.440</u>	<u>34.174</u>	<u>23.124</u>	<u>32.581</u>	<u>1:58.319</u>	181	2	26.763	31.990	<u>21.407</u>	<u>30.397</u>	<u>1:50.557</u>	201
30 Stephany KAPILAWI-JAMES (QLD) (18th)							92 Noel MAHON (VIC) (20th)						
1	35.209	33.863	22.047	31.140	2:02.259	163	1	<u>26.161</u>	<u>31.892</u>	21.741	31.167	1:50.961	201
2	27.586	33.880	<u>21.995</u>	<u>31.043</u>	1:54.504	197							
3	<u>27.529</u>	<u>33.219</u>	22.275	31.421	<u>1:54.444</u>	196							

Chief Timekeeper - Scott Laing

Clerk of Course - Tom Williams



2019



Round 6 : Phillip Island GP Circuit : October 4 - 6

YMI AUSTRALIAN SUPERSPORT 300 CHAMPIONSHIP

Race 3 (RED FLAGGED)

Date: 06/10/19
 Event: R11_RED
 Weather: Sunny & Windy - Temp: 20.8C
 Track: Dry - Temp: 36.6C

Started at: 13:14:28
 Laps: 7
 Starters: 28
 Printed at: 13:54

PROVISIONAL SPLIT TIMES

Lap	Split 1	Split 2	Split 3	Split 4	Lap Time	Spd	Lap	Split 1	Split 2	Split 3	Split 4	Lap Time	Spd
1	35.513	33.985	22.459	31.364	2:03.321	160	292 Ryan SMITH (NSW) (19th)						
2	<u>26.954</u>	33.534	<u>22.176</u>	<u>31.174</u>	<u>1:53.838</u>	195	1	35.301	33.387	<u>21.981</u>	<u>31.142</u>	2:01.811	160
3	27.205	<u>33.255</u>	22.612	31.737	1:54.809	194	2	<u>27.225</u>	33.865	22.365	31.751	1:55.206	191
							3	27.450	<u>33.342</u>	22.032	32.099	<u>1:54.923</u>	188
95 Matthew RINDEL (VIC) (14th)													
1	34.962	33.538	22.026	<u>30.449</u>	2:00.975	162	308 John LYTRAS (QLD) (9th)						
2	<u>26.813</u>	33.553	<u>21.936</u>	30.773	1:53.075	196	1	33.208	32.691	21.741	30.638	1:58.278	153
3	26.959	<u>33.252</u>	22.236	30.535	<u>1:52.982</u>	194	2	26.867	32.875	<u>21.453</u>	30.437	1:51.632	199
							3	<u>26.451</u>	<u>32.300</u>	21.642	<u>30.415</u>	<u>1:50.808</u>	198
97 Peter NERLICH (VIC) (13th)													
1	34.506	32.996	<u>21.939</u>	31.080	2:00.521	156	333 Yannis SHAW (NSW) (6th)						
2	26.631	33.687	22.144	<u>30.819</u>	1:53.281	201	1	33.391	33.370	21.794	<u>30.261</u>	1:58.816	155
3	<u>26.582</u>	<u>32.899</u>	22.327	31.340	<u>1:53.148</u>	195	2	26.417	32.599	<u>21.340</u>	30.636	1:50.992	210
							3	<u>25.726</u>	<u>32.410</u>	21.453	30.589	<u>1:50.178</u>	208
99 Jacob HATCH (NSW) (15th)													
1	35.423	32.742	<u>21.972</u>	<u>30.787</u>	2:00.924	162	337 Greg FARRELL (NSW) (25th)						
2	<u>26.582</u>	32.909	22.320	31.060	<u>1:52.871</u>	197	1	37.769	35.449	23.949	33.800	2:10.967	156
3	27.091	<u>32.627</u>	22.340	31.224	1:53.282	191	2	<u>28.768</u>	<u>35.311</u>	24.493	<u>33.468</u>	<u>2:02.040</u>	185
							3	28.892	35.448	<u>23.905</u>	34.165	2:02.410	185
110 Zak PETTENDY (NSW) (22th)													
1	39.059	34.418	<u>22.705</u>	32.077	2:08.259	163	355 Laura BROWN (NSW) (10th)						
2	<u>28.443</u>	<u>33.979</u>	22.908	<u>31.893</u>	<u>1:57.223</u>	188	1	34.008	33.658	21.689	30.423	1:59.778	157
3	28.701	34.155	22.871	32.409	1:58.136	188	2	26.549	32.348	<u>21.541</u>	<u>29.935</u>	<u>1:50.373</u>	200
							3	<u>26.499</u>	<u>32.319</u>	21.548	30.950	1:51.316	200
121 Reece OUGHTRED (VIC) (16th)													
1	34.400	33.424	<u>21.753</u>	<u>30.919</u>	2:00.496	160	444 Ryan MOSCARDINI (QLD) (23th)						
2	<u>26.762</u>	33.397	22.028	31.052	<u>1:53.239</u>	198	1	36.716	34.810	23.329	32.845	2:07.700	160
3	27.093	<u>33.131</u>	22.230	31.009	1:53.463	189	2	<u>27.909</u>	<u>34.120</u>	<u>23.115</u>	<u>32.474</u>	<u>1:57.618</u>	188
							3	29.170	34.665	23.615	33.147	2:00.597	184
151 Locky TAYLOR (QLD) (7th)													
1	32.990	32.235	22.329	30.665	1:58.219	153							
2	26.363	33.135	21.533	30.638	1:51.669	203							
3	<u>26.214</u>	<u>32.100</u>	<u>21.317</u>	<u>30.582</u>	<u>1:50.213</u>	199							

*** RACE RED FLAGGED AFTER 3 LAPS DUE TO FRONT STRAIGHT CRASH INVOLVING Nos. 19 (C. WHITE) & 29 (P. LI). FULL RACE RE-START FOR 4. No. 29 CANNOT START AS CAUSE OF RED FLAG. 4 LAPS WITH GRID FROM RESULTS OF THIS RACE AFTER 3 LAPS ***

The results are provisional until the end of the time limit for protests and appeals.

Chief Timekeeper - Scott Laing

Clerk of Course - Tom Williams



www.computime.com.au

COMPUTIME RACE TIMING SYSTEMS PTY LTD



2019



ASBK.COM.AU f t i y

Round 6 : Phillip Island GP Circuit : October 4 - 6

YMI AUSTRALIAN SUPERSPORT 300 CHAMPIONSHIP

Race 3 (RED FLAGGED)

Date: 06/10/19
Event: R11_RED
Weather: Sunny & Windy - Temp: 20.8C
Track: Dry - Temp: 36.6C

Started at: 13:14:28
Laps: 7
Starters: 28
Printed at: 13:55

PROVISIONAL FASTEST LAPS SEQUENCE

Lap	Race Pos	No	Name	Machine	Fastest Lap	On Lap
1	1	25	Luke JHONSTON (NSW)	Kawasaki EX 400	1:57.825	1
2	1	25	Luke JHONSTON (NSW)	Kawasaki EX 400	1:50.956	2
2	2	81	Senna AGIUS (NSW)	Kawasaki EX 400	1:50.557	2
2	6	11	Brandon DEMMERY (NSW)	Yamaha R3 321	1:50.430	2
2	10	355	Laura BROWN (NSW)	Yamaha R3 321	1:50.373	2
3	6	333	Yannis SHAW (NSW)	Kawasaki EX 400	1:50.178	3

*** RACE RED FLAGGED AFTER 3 LAPS DUE TO FRONT STRAIGHT CRASH INVOLVING Nos. 19 (C. WHITE) & 29 (P. LI). FULL RACE RE-START FOR 4. No. 29 CANNOT START AS CAUSE OF RED FLAG. 4 LAPS WITH GRID FROM RESULTS OF THIS RACE AFTER 3 LAPS ***

The results are provisional until the end of the time limit for protests and appeals.

Chief Timekeeper - Scott Laing

Clerk of Course - Tom Williams



www.computime.com.au
COMPUTIME RACE TIMING SYSTEMS PTY LTD

2019



Round 6 : Phillip Island GP Circuit : October 4 - 6

YMI AUSTRALIAN SUPERSPORT 300 CHAMPIONSHIP

Race 3 (RED FLAGGED)

Date: 06/10/19
 Event: R11_RED
 Weather: Sunny & Windy - Temp: 20.8C
 Track: Dry - Temp: 36.6C

Started at: 13:14:28
 Laps: 7
 Starters: 28
 Printed at: 13:55

PROVISIONAL LAP SHEET

No	Lap Time	Gap	No	Lap Time	Gap	No	Lap Time	Gap
Lap 1			17	2:14.702	16.877	337	2:02.040	24.226
25	1:57.825		Lap 2			17	2:04.711	30.632
20	1:57.921	.096	25	1:50.956		Lap 3		
57	1:57.980	.155	81	1:50.557	.058	25	1:50.875	
151	1:58.219	.394	20	1:51.055	.195	81	1:50.961	.144
27	1:58.247	.422	57	1:51.075	.274	57	1:50.813	.212
308	1:58.278	.453	27	1:51.294	.760	20	1:50.942	.262
81	1:58.282	.457	11	1:50.430	.779	11	1:50.390	.294
333	1:58.816	.991	333	1:50.992	1.027	333	1:50.178	.330
11	1:59.130	1.305	151	1:51.669	1.107	151	1:50.213	.445
60	1:59.538	1.713	308	1:51.632	1.129	27	1:50.649	.534
355	1:59.778	1.953	355	1:50.373	1.370	308	1:50.808	1.062
72	1:59.987	2.162	60	1:51.268	2.025	355	1:51.316	1.811
121	2:00.496	2.671	72	1:52.532	3.738	60	1:51.173	2.323
97	2:00.521	2.696	121	1:53.239	4.954	72	1:53.122	5.985
47	2:00.858	3.033	99	1:52.871	5.014	97	1:53.148	7.294
99	2:00.924	3.099	97	1:53.281	5.021	95	1:52.982	7.376
95	2:00.975	3.150	47	1:53.102	5.179	99	1:53.282	7.421
292	2:01.811	3.986	95	1:53.075	5.269	121	1:53.463	7.542
30	2:02.259	4.434	30	1:54.504	7.982	47	1:53.627	7.931
92	2:03.321	5.496	292	1:55.206	8.236	30	1:54.444	11.551
33	2:05.352	7.527	92	1:53.838	8.378	292	1:54.923	12.284
29	2:07.699	9.874	33	1:56.899	13.470	92	1:54.809	12.312
444	2:07.700	9.875	444	1:57.618	16.537	33	1:57.903	20.498
19	2:08.075	10.250	110	1:57.223	16.701	110	1:58.136	23.962
110	2:08.259	10.434	19	1:57.900	17.194	444	2:00.597	26.259
337	2:10.967	13.142	29	1:58.319	17.237	38	2:02.263	35.571
38	2:11.536	13.711	38	2:01.428	24.183	337	2:02.410	35.761

*** RACE RED FLAGGED AFTER 3 LAPS DUE TO FRONT STRAIGHT CRASH INVOLVING Nos. 19 (C. WHITE) & 29 (P. LI). FULL RACE RE-START FOR 4. No. 29 CANNOT START AS CAUSE OF RED FLAG. 4 LAPS WITH GRID FROM RESULTS OF THIS RACE AFTER 3 LAPS ***

The results are provisional until the end of the time limit for protests and appeals.

Scott Laing
 Chief Timekeeper - Scott Laing

Tom Williams
 Clerk of Course - Tom Williams



www.computime.com.au
COMPUTIME RACE TIMING SYSTEMS PTY LTD



2019



ASBK.COM.AU f t i y

Round 6 : Phillip Island GP Circuit : October 4 - 6

YMI AUSTRALIAN SUPERSPORT 300 CHAMPIONSHIP

Race 3 (RED FLAGGED)

Date: 06/10/19
Event: R11_RED
Weather: Sunny & Windy - Temp: 20.8C
Track: Dry - Temp: 36.6C

Started at: 13:14:28
Laps: 7
Starters: 28
Printed at: 13:55


PROVISIONAL LAP CHART

1	2	3
25	25	25
20	81	81
57	20	57
151	57	20
27	27	11
308	11	333
81	333	151
333	151	27
11	308	308
60	355	355
355	60	60
72	72	72
121	121	97
97	99	95
47	97	99
99	47	121
95	95	47
292	30	30
30	292	292
92	92	92
33	33	33
29	444	110
444	110	444
19	19	38
110	29	337
337	38	
38	337	
17	17	

*** RACE RED FLAGGED AFTER 3 LAPS DUE TO FRONT STRAIGHT CRASH INVOLVING Nos. 19 (C. WHITE) & 29 (P. LI). FULL RACE RE-START FOR 4. No. 29 CANNOT START AS CAUSE OF RED FLAG. 4 LAPS WITH GRID FROM RESULTS OF THIS RACE AFTER 3 LAPS ***

The results are provisional until the end of the time limit for protests and appeals.


.....
Chief Timekeeper - Scott Laing


.....
Clerk of Course - Tom Williams



www.computime.com.au
COMPUTIME RACE TIMING SYSTEMS PTY LTD



2019



Round 6 : Phillip Island GP Circuit : October 4 - 6

YMI AUSTRALIAN SUPERSPORT 300 CHAMPIONSHIP

Race 3 (RED FLAGGED)

Date: 06/10/19
 Event: R11_RED
 Weather: Sunny & Windy - Temp: 20.8C
 Track: Dry - Temp: 36.6C

Started at: 13:14:28
 Laps: 7
 Starters: 28
 Printed at: 13:55

PROVISIONAL BEST PARTIAL TIMES

Pos	Split 1		Split 2		Split 3		Split 4		LAP		Ideal	Fastest
	Name	Time	Name	Time	Name	Time	Name	Time	Name	Time		
1	Y. SHAW	25.726	L. JHONSTON	31.639	M. STAUFFER	21.238	L. BROWN	29.935	S. AGIUS	1:49.726	1:50.557	
2	B. DEMMERY	25.973	B. DEMMERY	31.771	L. TAYLOR	21.317	Y. SHAW	30.261	Y. SHAW	1:49.737	1:50.178	
3	M. STAUFFER	26.026	S. AGIUS	31.892	Y. SHAW	21.340	M. STAUFFER	30.375	B. DEMMERY	1:49.817	1:50.390	
4	S. AGIUS	26.030	L. TAYLOR	32.100	S. CRUMP	21.384	S. AGIUS	30.397	L. JHONSTON	1:50.045	1:50.875	
5	H. FORD	26.156	H. FORD	32.254	S. AGIUS	21.407	B. BURKE	30.414	M. STAUFFER	1:50.076	1:50.649	
6	L. TAYLOR	26.214	S. CRUMP	32.292	J. LYTRAS	21.453	J. LYTRAS	30.415	L. BROWN	1:50.142	1:50.373	
7	J. LYTRAS	26.230	J. LYTRAS	32.300	H. FORD	21.457	M. RINDEL	30.449	L. TAYLOR	1:50.213	1:50.213	
8	B. BURKE	26.244	L. BROWN	32.319	L. JHONSTON	21.498	S. CRUMP	30.523	J. LYTRAS	1:50.398	1:50.808	
9	S. CRUMP	26.303	B. BURKE	32.359	B. DEMMERY	21.526	B. DEMMERY	30.547	S. CRUMP	1:50.502	1:50.813	
10	L. JHONSTON	26.312	Y. SHAW	32.410	L. BROWN	21.541	L. TAYLOR	30.582	H. FORD	1:50.524	1:50.942	
11	L. BROWN	26.347	M. STAUFFER	32.437	B. BURKE	21.650	L. JHONSTON	30.596	B. BURKE	1:50.667	1:51.173	
12	M. RINDEL	26.444	J. HATCH	32.627	R. OUGHTRE	21.753	H. FORD	30.657	M. RINDEL	1:51.965	1:52.982	
13	B. BAKER	26.576	B. BAKER	32.896	B. BAKER	21.928	B. BAKER	30.672	J. HATCH	1:51.968	1:52.871	
14	P. NERLICH	26.582	P. NERLICH	32.899	Z. BUNTING	21.934	J. HATCH	30.787	B. BAKER	1:52.072	1:52.532	
15	J. HATCH	26.582	S. KAPILAWI-J	32.903	M. RINDEL	21.936	P. NERLICH	30.819	P. NERLICH	1:52.239	1:53.148	
16	Z. BUNTING	26.666	R. OUGHTRE	33.131	P. NERLICH	21.939	Z. BUNTING	30.824	R. OUGHTRE	1:52.565	1:53.239	
17	R. OUGHTRE	26.762	M. RINDEL	33.136	J. HATCH	21.972	R. OUGHTRE	30.919	Z. BUNTING	1:52.756	1:53.102	
18	N. MAHON	26.834	N. MAHON	33.255	R. SMITH	21.981	S. KAPILAWI-J	31.043	S. KAPILAWI-	1:53.201	1:54.444	
19	R. SMITH	27.020	Z. BUNTING	33.332	S. KAPILAWI-J	21.995	R. SMITH	31.142	N. MAHON	1:53.439	1:53.838	
20	S. KAPILAWI-J	27.260	R. SMITH	33.342	N. MAHON	22.176	N. MAHON	31.174	R. SMITH	1:53.485	1:54.923	
21	G. POUTCH	27.523	Z. PETTENDY	33.979	Z. PETTENDY	22.705	G. POUTCH	31.846	G. POUTCH	1:56.298	1:56.899	
22	C. WHITE	27.612	P. LI	34.090	G. POUTCH	22.735	Z. PETTENDY	31.893	Z. PETTENDY	1:57.020	1:57.223	
23	R. MOSCARDI	27.909	R. MOSCARDI	34.120	C. WHITE	22.937	C. WHITE	32.150	C. WHITE	1:57.205	1:57.900	
24	P. LI	28.440	G. POUTCH	34.194	R. MOSCARDI	23.115	R. MOSCARDI	32.474	R. MOSCARDI	1:57.618	1:57.618	
25	Z. PETTENDY	28.443	C. WHITE	34.506	P. LI	23.124	P. LI	32.581	P. LI	1:58.235	1:58.319	
26	D. WILSON	28.698	D. WILSON	34.936	G. FARRELL	23.905	G. FARRELL	33.468	D. WILSON	2:01.277	2:01.428	
27	G. FARRELL	28.768	G. FARRELL	35.311	D. WILSON	23.980	D. WILSON	33.663	G. FARRELL	2:01.452	2:02.040	
28	H. DIPLOCK	29.783	H. DIPLOCK	36.161	H. DIPLOCK	24.843	H. DIPLOCK	33.817	H. DIPLOCK	2:04.604	2:04.711	

*** RACE RED FLAGGED AFTER 3 LAPS DUE TO FRONT STRAIGHT CRASH INVOLVING Nos. 19 (C. WHITE) & 29 (P. LI). FULL RACE RE-START FOR 4. No. 29 CANNOT START AS CAUSE OF RED FLAG. 4 LAPS WITH GRID FROM RESULTS OF THIS RACE AFTER 3 LAPS ***

The results are provisional until the end of the time limit for protests and appeals.

Chief Timekeeper - Scott Laing

Clerk of Course - Tom Williams



2019



ASBK.COM.AU f t i y

Round 6 : Phillip Island GP Circuit : October 4 - 6

YMI AUSTRALIAN SUPERSPORT 300 CHAMPIONSHIP

Race 3 (RED FLAGGED)

Date: 06/10/19
Event: R11_RED
Weather: Sunny & Windy - Temp: 20.8C
Track: Dry - Temp: 36.6C

Started at: 13:14:28
Laps: 7
Starters: 28
Printed at: 13:55

PROVISIONAL GRID SHEET



1	25	1	L. JHONSTON 5:39.656	81	2	S. AGIUS 5:39.800	57	3	S. CRUMP 5:39.868
2	20	4	H. FORD 5:39.918	11	5	B. DEMMERY 5:39.950	333	6	Y. SHAW 5:39.986
3	151	7	L. TAYLOR 5:40.101	27	8	M. STAUFFER 5:40.190	308	9	J. LYTRAS 5:40.718
4	355	10	L. BROWN 5:41.467	60	11	B. BURKE 5:41.979	72	12	B. BAKER 5:45.641
5	97	13	P. NERLICH 5:46.950	95	14	M. RINDEL 5:47.032	99	15	J. HATCH 5:47.077
6	121	16	R. OUGHTRED 5:47.198	47	17	Z. BUNTING 5:47.587	30	18	S. KAPILAWI-JA 5:51.207
7	292	19	R. SMITH 5:51.940	92	20	N. MAHON 5:51.968	33	21	G. POUTCH 6:00.154
8	110	22	Z. PETTENDY 6:03.618	444	23	R. MOSCARDI 6:05.915	38	24	D. WILSON 6:15.227
9	337	25	G. FARRELL 6:15.417						

Chief Timekeeper - Scott Laing

Clerk of Course - Tom Williams



www.computime.com.au
COMPUTIME RACE TIMING SYSTEMS PTY LTD

2019



ASBK.COM.AU f t i y

Round 6 : Phillip Island GP Circuit : October 4 - 6

YMI AUSTRALIAN SUPERSPORT 300 CHAMPIONSHIP

Race 3 (RED FLAGGED)

Date: 06/10/19
Event: R11_RED
Weather: Sunny & Windy - Temp: 20.8C
Track: Dry - Temp: 36.6C


Started at: 13:14:28
Laps: 7
Starters: 28
Printed at: 13:55

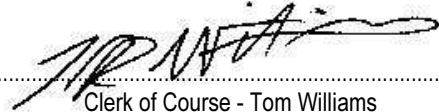
PROVISIONAL RACE INFORMATION

Time	Description
13:05:01	SIGHTING LAP STARTED / PIT EXIT OPEN 3 MINUTES
13:08:02	PIT EXIT CLOSED / WARM UP LAP AT 1:11
13:11:17	WARM UP LAP STARTED
13:12:26	Race Direction: Bikes 33, 99, 17 - Rear of Grid Start. Arrived late to Pit Exit
13:14:28	Event Start
13:19:34	NO JUMP STARTS
13:20:44	Red Flag
13:21:41	RED FLAG - CRASH FRONT STRAIGHT - RESTART PENDING
13:22:06	Event Finish

*** RACE RED FLAGGED AFTER 3 LAPS DUE TO FRONT STRAIGHT CRASH INVOLVING Nos. 19 (C. WHITE) & 29 (P. LI). FULL RACE RE-START FOR 4. No. 29 CANNOT START AS CAUSE OF RED FLAG. 4 LAPS WITH GRID FROM RESULTS OF THIS RACE AFTER 3 LAPS ***

The results are provisional until the end of the time limit for protests and appeals.


Chief Timekeeper - Scott Laing


Clerk of Course - Tom Williams



www.computime.com.au
COMPUTIME RACE TIMING SYSTEMS PTY LTD

